

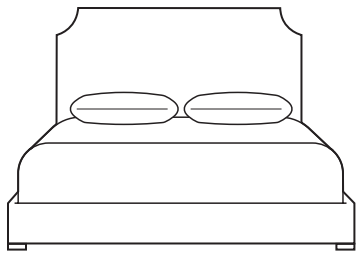
CUSTOM CHOICES

We make creating your bed or headboard in fabric or leather simple. In six easy steps you select your item, height, shape, style, trim and base. Our skilled craftspeople will bring your design to life in short order.

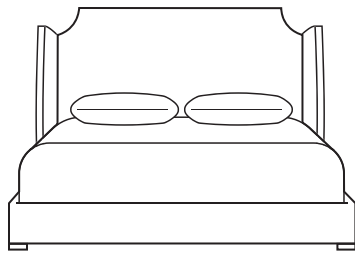
STEP 1 SELECT ITEM

NOTE: Beds include adjustable slats to create a platform or accommodate box springs.

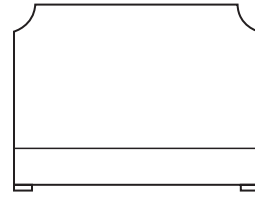
Bed rails are 14" high.



BED



WINGED BED



HEADBOARD



WINGED HEADBOARD

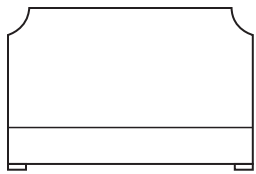
TB TWIN W44 D80
FB FULL W58 D80
QB QUEEN W65 D85
KB KING W81 D85
CB CA KING W77 D89

TBW TWIN W50 D80
FBW FULL W64 D80
QBW QUEEN W71 D85
KBW KING W87 D85
CBW CA KING W83 D89

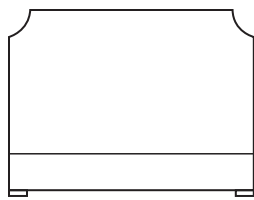
TH TWIN W44 D4
FH FULL W58 D4
QH QUEEN W65 D4
KH KING W81 D4
CH CA KING W77 D4

THW TWIN W50 D12
FHW FULL W64 D12
QHW QUEEN W71 D12
KHW KING W87 D12
CHW CA KING W83 D12

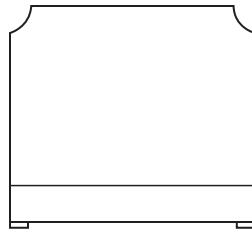
STEP 2 SELECT HEIGHT



L LOW
52" HIGH



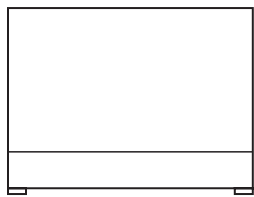
M MEDIUM
60" HIGH



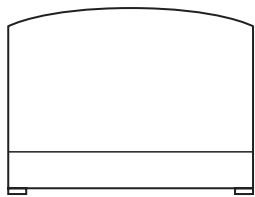
T TALL
72" HIGH

STEP 3 SELECT SHAPE

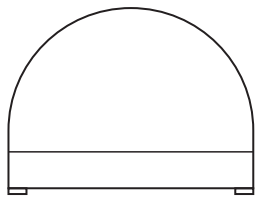
NOTE: The Lune shape (12) is not available with wings.




10 SQUARE



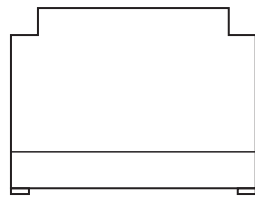
11 ARCH



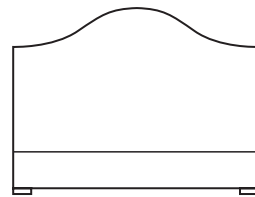
12 LUNE



13 NOTCH




14 STEP



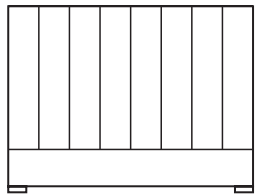
15 CURVE

STEP 4 SELECT STYLE

NOTE: Horizontal (H) and Rectangular (R) Channels are only available on the Square shape (10).



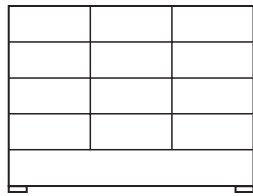
P PLAIN



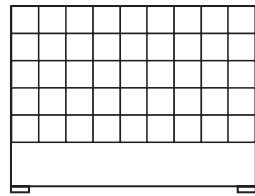
V VERTICAL CHANNELS



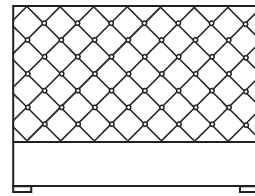
H HORIZONTAL CHANNELS



R RECTANGULAR CHANNELS



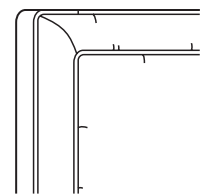
B BISCUIT TUFT (NO BUTTONS)



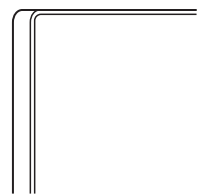
D DIAMOND TUFT (WITH BUTTONS)

STEP 5 SELECT TRIM

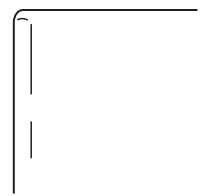
NOTE: Welled borders (1 & 4) are 3" wide and not available with wings.



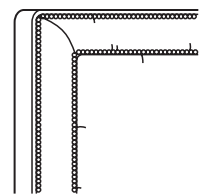
1 WELTED BORDER



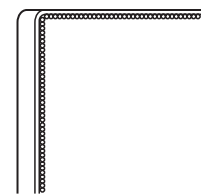
2 WELTED, NO BORDER



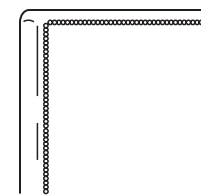
3 NO WELT, NO BORDER



4 DOUBLE NAILS, WELTED BORDER



5 NAILS, WELTED



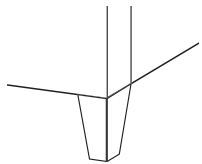
6 NAILS, NO WELT, NO BORDER

Trim is applied in a single row to outside wings and base of rails. 1/2" nails are applied head-to-head.

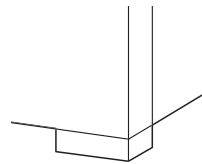
STEP 6 SELECT BASE

Standard finish is Sussex.

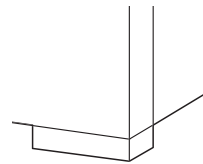
NOTE: Legs and rails are 2" deep.



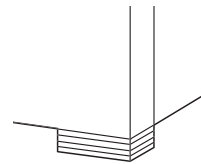
A TAPERED LEG
5" HIGH



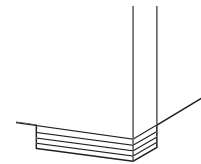
B BLOCK LEG
2" HIGH, 6" WIDE



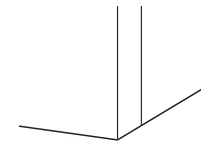
C LARGE BLOCK LEG
2" HIGH, 8" WIDE



D FLUTED BLOCK LEG
2" HIGH, 6" WIDE



E FLUTED LARGE BLOCK LEG
2" HIGH, 8" WIDE



F UPHOLSTERED BASE

YOUR CUSTOM CHOICES STYLE NUMBER

STEP 1	STEP 2	STEP 3	STEP 4	STEP 5	STEP 6
ITEM	HEIGHT	SHAPE	STYLE	TRIM	BASE



MASSOUD
MASSOUDFURNITURE.COM

Bed Shown
QBW M11P3A

QBW QUEEN WINGED BED M MEDIUM 11 ARCH P PLAIN 3 NO WELT, NO BORDER A TAPERED LEG